


NEW  
**RENAULT  
MEGANE SEDAN**





**refinement  
and technology**





With its refined lines, Renault Megane Sedan has a personality all of its own. From the dynamic brand light to the ergonomics of the digital instrument panel and the 550-litre boot capacity, it is a masterful example of originality. Behind the wheel, assisted by a set of innovative aids, you can rediscover the pleasure of a smooth and relaxed drive.







## exceptional design

High-status, convincing and dynamic, new Megane Sedan asserts its smooth lines. Muscular shoulders, chrome front grille and powerful look, the C-shape brand light houses full LED Pure Vision headlights that make night driving safer. Its sleek silhouette conceals a panoramic glass roof that beckons you to ride in a pool of light. Give free rein to your emotions, choose the exceptional.





**an alluring and  
sophisticated saloon**







With its sporty profile, redesigned front end highlighted by a chrome-finish grille, its C-Shape lighting signature, 16", 17" and 18" wheel rims, and elegant, hi-tech interior... Megane Sedan is sure to spark a frenzy. Get ready to fall under its spell!





1. 10.2" digital instrument panel with driving information.
2. 9.3" easy link multimedia screen for navigation, radio, music, telephony, applications, etc.



**a new travel  
experience**






Configurable digital instrument panel with 10.2" screen and navigation mirroring, driver's seat with electric adjustment and position memory\*... the attention to detail is everywhere. Enjoy the 9.3" easy link multimedia screen. With Renault easy drive, drive with peace of mind thanks to cutting-edge technologies such as cruise control, fatigue alert and lane departure warning. At the wheel of new Megane Sedan, you can enjoy unique driving pleasure.

\* available exclusively for leather upholstery.




# 6 driving assistance systems

Renault Megane Sedan is equipped with six innovative driving assistance systems. Tried and trusted, it promises a safe and secure driving experience.



## hands-free parking

This system makes it easier to park. Your vehicle handles both finding a parking spot and steering. All you need to manage is the speed.



## lane departure warning

The system informs the driver if the vehicle drifts across a solid or dotted line, using a camera located on the windscreen, behind the rear-view mirror.



## active rear vehicle detection

Exit your parking spot more comfortably. Your vehicle, equipped with sensors, signals the arrival of a vehicle that you may not have seen.




## front and rear parking sensors

These sensors make manoeuvring easier by giving audible and visual signals about the proximity of obstacles in front and behind you.



## rear view camera

This gives a rear view on the easy link screen when you engage reverse gear. Superimposed outlines make your manoeuvres easier and safer.



## fatigue detection warning

This function analyses your behaviour and warns you of any risk of fatigue in the event of inappropriate steering wheel movements, for example. The warning then recommends you take a break via a visual and audible message on the instrument panel.



# colour



Opaque White (CO)



Cosmos Blue (SEC)



Venetian Red (SEC)



Highland Grey (SEC)



Comet Grey (SEC)



Starry Black (SEC)

CO = clearcoat opaque

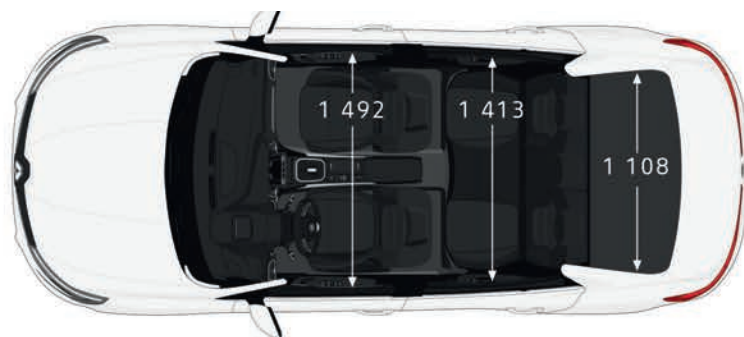
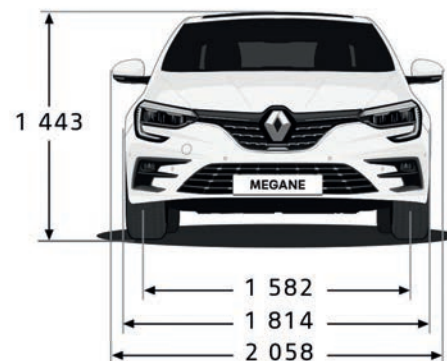
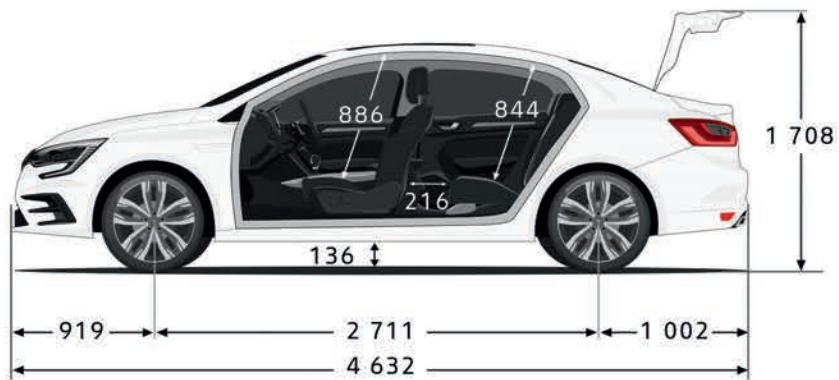
SEC = special-effect colour

photos not contractual

NOTE: Some of what's mentioned may not be available in your area.



## dimensions



dimensions in mm.

## wheels



16" Elliptik steel wheel



16" Impulse alloy wheel



17" Allium alloy wheel



18" Hightek alloy wheel



## accessories

NOTE: Some of what's mentioned may not be available in your area.



**1. Reversible boot liner.** Ideal for easy transport of your products, particularly dirty items. It can be fitted quickly by adapting to the shape of your boot and effectively protects its original carpeting. Reversible textile/rubber, appropriate for any type of use.

**2. Rubber floor mats with raised edges.** Protect your passenger compartment floor with raised-edge, waterproof and easy-to-clean floor mats.

**3. Induction charger.** Ideal for recharging your phone by simply placing it on the charging base.

**4. Tool-free removable towbar.** Essential for towing or carrying a bicycle rack or trailer in complete safety, the ball joint can be easily removed without tools.

# Technical Specifications - Hatch

HATCH	TcE 140	TcE 140 Auto EDC	dCi 115	dCi 115 Auto EDC
<b>ENGINE</b>				
Engine type	H5Ht 470 / N9	H5Ht 470 / NB	K9K 872 Gen8 / A6	K9K 873 Gen8 / A6
Emissions conformance	Euro 6 D Temp	Euro 6 D Temp	Euro 6 D Temp	Euro 6 D Temp
With Particulate Filter (FAP)	FAP	FAP	FAP	FAP
Induction Capacity (cc)	1332	1332	1461	1461
Bore x Stroke	72.2 x 81.4	72.2 x 81.4	76.0 x 80.5	76.0 x 80.5
Maximum power - kw ISO	103	103	85	85
Maximum Power - hp DIN	140	140	115	115
Maximum power - rpm	5000	5000	3750	3750
Maximum Torque - Nm ISO	240	240	260	260
Maximum Torque (rpm)	1600	1600	2000	2000
Fuel Type	Petrol	Petrol	Diesel	Diesel
Injection type	Direct injection	Direct injection	Common Rail Direct Injection	Common Rail Direct Injection
No. of Cylinders	4	4	4	4
No. of Valves	16	16	8	8
<b>PERFORMANCE</b>				
0-62 mph - secs (0-100 km/h)	9.5	9.2	11.1	10.6
Maximum Speed mph (km/h)	127 (205)	127 (205)	118 (190)	119 (192)
Standing 1000m in seconds	30.4	31.2	32.7	32
<b>FUEL CONSUMPTION AND EMISSIONS*</b>				
Combined cycle - mpg	43.5 / 45.6	42.8 / 44.1	58.9 / 62.8	57.7 / 58.9
Combined cycle - l/100 km	6.5 - 6.2	6.6 - 6.4	4.8 - 4.5	4.9 - 4.8
CO <sub>2</sub> (g/km)	125 - 132	125 - 130	101 - 107	107 - 112
<b>GEARBOX</b>				
Number of forward gears	6	7	6	7
Manual / Automatic	Manual	EDC (Auto)	Manual	EDC (Auto)
<b>BRAKING</b>				
Type of braking system			Discs	
ABS			Standard	
EBD			Standard	
Front Ø (mm) / width (mm)	280 / 24	280 / 24	280 / 24	280 / 24
Rear Ø (mm) / width (mm)	260 / 8	260 / 8	260 / 8	260 / 8
<b>SUSPENSION</b>				
Front			Pseudo Mac Pherson with lower triangle	
Rear			Pseudo Mac Pherson with lower triangle	
<b>STEERING</b>				
Power Assisted			Electric with variable assistance	
Turning Circle Between Kerbs (m)	11.2	11.2	11.2	11.2
<b>WHEELS - TYRES</b>				
Standard Wheel Size in inches	16 / 17 / 18	16 / 17 / 18	16 / 17 / 18	16 / 17 / 18
Reference wheels (16" alloy wheels)	J16	J16	J16	J16
Reference tyres (16" alloy wheels)	205 / 55 R16	205 / 55 R16	205 / 55 R16	205 / 55 R16
Reference wheels (17" alloy wheels)	J17	J17	J17	J17
Reference tyres (17" alloy wheels)	205 / 50 R17	205 / 50 R17	205 / 50 R17	205 / 50 R17
Reference wheels (18" alloy wheels)	J18	J18	J18	J18
Reference tyres (18" alloy wheels)	225 / 40 R18	225 / 40 R18	225 / 40 R18	225 / 40 R18
Spare wheel	Inflation kit	Inflation kit	Inflation kit	Inflation kit
<b>FUEL TANK CAPACITY</b>				
Fuel tank capacity - Litres (Gallons)	49.7 (12.9)	49.7 (12.9)	44.9 (11.6)	44.9 (11.6)
<b>WEIGHT (KG) HATCH</b>				
Max Kerb Weight	1,353	1,378	1,437	1,465
Gross Vehicle Weight (16" / 17" / 18")	1,814	1,839	1,898	1,926
Maximum Gross Train Weight (16" / 17" / 18")	3,464	3,489	3,548	3,576
<b>TOWING CAPACITY</b>				
Max (Driver only) Towing weight = braked	1650	1650	1650	1650
Max (Driver only) Towing weight = unbraked (16" & 17" & 18")	650	665	695	710
Maximum load weight on roof	80	80	80	80
<b>SERVICING INTERVALS</b>				
Service Intervals		N/A		

\* WLTP figures shown are for comparability purposes; only compare figures with vehicles tested to the same technical procedures. Actual real world driving results may vary depending on factors such as weather conditions, driving styles, vehicle load or any accessories fitted after registration. WLTP is a new test used for fuel consumption and CO<sub>2</sub> figures however until April 2020 the CO<sub>2</sub> figures are based on the outgoing (NEDC) test cycle which will be used to calculate vehicle tax on first registration. Please visit [renault.co.uk/configure](http://renault.co.uk/configure) for WLTP figures for any selected options.



# equipment and options

NOTE: Some of what's mentioned may not be available in your area.

## authentic

### safety and driving assistance systems

- ABS+EBA
- driver and passenger front/sideairbags
- hill start assist
- eco mode programme
- electronic stability control (ESC) with ASR
- cruise control-speed limiter
- indirect tyre pressure monitoring system
- spare wheel

### comfort

- manual heating and air conditioning system and passenger compartment filter
- electric one-touch windows at the front and the rear
- soft-touch steering wheel
- 1/3-2/3 folding rear bench seat
- heated electric power-fold door mirrors,
- body-coloured

### multimedia

- instrument panel with 4.2-inch digital display and analogue counters
- 4.2-inch Bluetooth® radio with audio

controls on the steering wheel

### interior design

- carbon fabric upholstery
- carbon-effect dashboard insert and door panels

### exterior design

- bumper grille with chrome insert
- black wing badge
- body-colored door handles and door mirror shells
- 16-inch Elliptik steel wheel rim
- bumper grille with chrome insert

### options

- automatic dual-zone heating and air conditioning system
- Renault easy link with 7-inch screen with smartphone replication, Apple CarPlay™ and Android Auto™ compatible navigation system
- city pack

## equilibre

### comfort

- central console with armrest and two cupholders
- rear parking sensors
- automatic rain detection and headlight activation
- automatic dual-zone heating and air conditioning system
- keyless entry: automatic locking/unlocking of doors when moving away

from the vehicle

### multimedia

- instrument panel with 4.2-inch digital display and analog counters
- Renault easy link with 7-inch screen with smartphone replication, Apple CarPlay™ and Android Auto™ compatible navigation system

### interior design

- dark fabric upholstery
- grey dashboard insert and door panels

### exterior design

- chrome exterior weatherstrips
- 16-inch Impulse aluminum wheels
- front foglights

### options

- leather steering wheel
- beige fabric upholstery
- rearview camera
- electric folding door mirrors

## techno

### safety and driving assistance

- fatigue detection warning
- front and rear parking sensors

### comfort

- frameless prismatic interior rear-view mirror
- electric parking brake
- electric folding door mirrors

### multimedia

- customizable instrument panel with 7-inch digital screen
- Renault easy link with 7-inch screen with smartphone replication, Apple CarPlay™ and Android Auto™
- compatible navigation system \*only available as pack
- USB ports: 1 front and 2 rear

### interior design

- carbon fabric/leatherette upholstery
- brushed aluminium-effect dashboard insert and door panels

- ambient lighting in the front

### exterior design

- chrome wing badge
- black rear bumper with chrome insert
- 17-inch Allium aluminum wheels
- Pure Vision Full LED headlights
- LED daytime running lights with C-Shape brand light and LED indicators at the front
- front fog lights

### options

- winter pack
- comfort pack
- navigation pack
- safety pack
- leather\*pack
- 18-inch Hightek aluminum wheels
- easy trunk access
- sunroof

Android Auto™ is a trademark of Google Inc. Apple CarPlay™ is a trademark of Apple Inc. \* All seats mentioned as being leather in this document are partly made of real leather and partly of coated textile. The gear knobs and steering wheels mentioned in leather are split leather. Please contact your sales advisor for more details on the materials used.