

# RENAULT CLIO



August 2022



## Seductive style

Sensual lines, dynamic profile, sculpted sides and assertive presence. From the first look, Clio attracts you with its dynamic and desirable style. With its tidy finishes, it combines modernity and robustness: C-shaped signature, full LED lighting, finely integrated chrome finishes, brilliantly showcased in the optional signature Valencia Orange metallic colour.







BOSE not available on MY22.



## A perfect smart cockpit

On the interior, every detail counts. Clio has undergone a revolution, offering quality materials and finishes. With its new high-tech, driver-orientated cockpit and sporty seats, enjoy a driving experience which will awaken your senses. Settle into the future at the wheel of Clio and stay ahead with a large multimedia 9.3" touchscreen\* and 10" TFT Colour Driver Instrument Display\*.

\* Standard on MY22 R.S. Line & E-Tech engineered.







## Driving pleasure and comfort on board

The Clio offers a large choice of engines. With petrol and E-Tech powertrains available across all trim levels, Clio achieves top-level performances whilst ensuring impressive fuel consumption.

Thanks to its dynamic chassis, and its direct and precise steering, no more boring roads!

The driver will not be the only one smiling on board: the suspension and soundproofing have been improved for everyone's comfort.





## Renault Clio R.S. Line: stand out through sportiness!

Clio R.S. Line stands out with its sportiness, which it gets from its Renault Sport DNA. The exterior design sets the tone: sporty front bumper with F1 blade emblematic of R.S. Models, bee hive lower grille, Glossy Black insert on grille, 17 inch R.S. Line Diamond Cut Alloy wheels, rear underskirt with spoiler and oval chrome exhaust finisher. This unique personality is summed up by the R.S. Line badge on the front wings and boot door.

The cockpit confirms this sporty character with a carbon look enhanced by red contrast stitching: sport seats with strengthened side supports, perforated leather sport steering wheel with double diamond, aluminium pedal unit, dashboard and seat belts with a striking red line. The black ceiling and the driver-focused high-tech cockpit complete this resolutely sporty and technological atmosphere. Passion stimulated by every detail.





Smart cockpit,  
technology at  
your fingertips



## Stay connected... in total freedom!

At the heart of the cockpit, the EASY LINK system offers the largest screen in its category\*. Perfectly integrated with the Renault EASY CONNECT universe, it all starts before you have even stepped inside. Thanks to the MY Renault smartphone application, you can plan your trips in advance and send your destination to the car.

Once on board, the EASY LINK system, compatible with Android Auto™† or Apple™ CarPlay™†, gives you access to all your multimedia content in the blink of an eye.

The onboard navigation delivers a huge amount of information in real time: traffic density, to incidents or service stations on your journey\*\*.

As simple and effective as Google Maps, all you need is two or three key words to search for your destination on the Google address search.

Thanks to the Auto-Update function, you can be sure that your system and TomTom mapping are automatically updated.

† Android Auto™ is a trademark of Google Inc. Apple CarPlay is a trademark of Apple Inc.

\*9.3" screen standard on R.S. Line & E-Tech engineered, 7" screen standard on Evolution & Techno.

\*\*Navigation standard on Evolution, Techno, R.S. Line & E-Tech Engineered.




## Clio E-Tech Hybrid

With its hybrid engine, Clio E-Tech hybrid offers you unprecedented driving pleasure. It combines acceleration, responsiveness and fuel economy whilst retaining the versatility and comfort of Clio. In urban areas you can experience all-electric driving, synonymous with silence and fuel savings. On the road, thanks to its 145 hp, Clio E-Tech hybrid brings confident acceleration and the pleasure of its instant responsiveness. E-Tech hybrid is available on all trim levels.

On board, find all the advantages of Clio, the benchmark in its category: large connected screens, maximum safety and ultra-modern driving aids.

You can enjoy the benefits of E-Tech hybrid technology: comfort of the E-Tech automatic transmission, EV button for 100% electric driving and customisation of the MULTI-SENSE driving modes.



## Renault EASY DRIVE



The innovative technologies on board Clio are with you every second for a simplified drive.


### 1. Cruise Control / Speed Limiter

Set your speed or your maximum speed. Steering wheel controls allow you to set parameters in a few instants.

### 2. Renault LED Pure Vision

Clio is equipped with powerful Full LED Pure Vision headlights across the range. As well as automatic main beam headlight activation for better visibility.





## On-board intelligence

Clio has the most modern technologies, providing you with optimal safety.

### 3. Traffic Sign Recognition†

Clio informs you via the dashboard of speed limits using a camera which recognises road signs.

† It is your responsibility to stay alert, drive safely and be in control of the vehicle at all times. Driver assist features have speed and other limitations and should not be relied on. For more information, please refer to the owner's manual or contact your local dealer.



CLIO

# Colours



Glacier White



Diamond Black



Iron Blue



Valencia Orange



Flame Red



Shadow Grey



Mercury

	Glacier White (369)	Diamond Black (GNE)	Valencia Orange (EQB)	Flame Red (NNP)	Iron Blue (RQH)	Shadow Grey (KQG)	Mercury (D69)
Evolution	●	○	○	○	○	○	○
Techno	●	○	○	○	○	○	○
R.S. Line	●	○	○	○	○	○	○
E-Tech Engineered	●	○	-	-	○	○	○

● = Standard; ○ = Optional; - = Not available.

Every effort has been made to ensure that the information, descriptions, and images were correct at the time of publication however images may not always reflect the exact version selected. It should be noted that limitations on screen do not permit the subtle paintwork shades on this page to be shown with absolute accuracy.



# Standard features\*

## EVOLUTION



16" Philia Diamond Cut Alloy  
with Black inserts



Black cloth upholstery with  
headrest and sides

### Exterior

- 16" Philia Diamond Cut Alloy
- Back wing mirrors
- Body coloured door handles and door mirrors
- LED daytime running lights

### Interior

- Chrome trim on steering wheel, gear lever and side vents
- Black cloth upholstery with headrest and sides

### Safety

- 6 airbags, including side curtain airbags
- Hill Start Assist (HSA)
- Lane keep assist and Lane departure warning
- Traffic Sign Recognition (TSR)
- Cruise control and speed limiter
- Tyre pressure warning light
- ISOFIX child seat fixing points on rear outermost seats
- Auto lighting and rain sensing wipers

### Comfort and Convenience

- Climate control - Air Conditioning
- Renault EASY CONNECT: multimedia and services
- Rear parking sensors
- Hands free key card
- 7" EASY LINK touchscreen with navigation: 4x20W amplifier +FM DAB double tuner, sound auditorium, 2xUSB, 1x Jack / Bluetooth, smartphone integration plus: Apple CarPlay / Android Auto
- Wireless phone charger
- One touch front and rear electric windows
- 4.2" TFT Colour Driver Information Display
- 2 x luggage nets in the boot

### E-TECH Standard Equipment

- EV Mode selector
- 7" TFT Colour Driver Information Display

# Standard features\*

## TECHNO



17" Viva Stella Diamond Cut Alloy with Grey inserts



Black 3D fabric and velvet upholstery

## Additional equipment to Evolution

### Exterior

- 17" Viva Stella Diamond Cut Alloy with Grey inserts
- Chrome exhaust pipe
- LED roof lights and black headlining
- Chrome front grill
- Front LED fog lamps
- Tinted rear windows
- Shark fin antenna

### Interior

- Vision grey interior detailing to dashboard and door panels
- Black and Anthracite striped seat upholstery

### Comfort and Convenience

- Rear electric windows
- Front parking sensors and rear view camera
- Automatic wipers
- Passenger seat height adjustment
- Front centre armrest
- MULTI-SENSE including ambient lighting and selectable drive modes
- 7" TFT Colour Driver Information Display (available on both petrol and hybrid versions)

# Standard features\*

## R.S. LINE



17" R.S. Line Diamond Cut Alloy  
with Black inserts



R.S. Line black and red striped  
fabric upholstery

## Additional equipment to Techno

### Exterior

- 17" R.S. Line Diamond Cut alloy with Grey inserts
- Specific front bumper with F1 blade painted Gun Metal Grey and bee hive lower grille
- Chrome badges on front wings and boot lid, with R.S. Line signature
- Gun Metal Grey lower door protectors
- Gun Metal Grey rear spoiler
- Oval chrome exhaust finisher\*\*
- Tinted side windows

### Interior

- Leather steering wheel, with perforated leather, R.S. signature, grey and red contrast stitching
- Leather gear lever and hand brake with grey and red contrast stitching
- Sporty aluminium pedal set
- Black seat belts with red border
- Dark interior roof lining
- Horizontal dashboard display, lined with soft material with carbon motif
- Front and rear door inserts in soft carbon materials
- Black front and rear door armrests with grey and red contrast stitching
- R.S. Line red on the air vent
- R.S. Line upholstery, black / red striped fabric, red contrast stitching

### Comfort and Convenience

- Rear and front sensors
- 9.3" EASY LINK touchscreen with Navigation: 4x20W amplifier +FM DAB double tuner, sound auditorium, 2xUSB, 1x Jack / Bluetooth®, smartphone integration plus: Apple CarPlay™ / Android Auto™
- 10" TFT Colour Driver Information Display

\*Vehicle specification, price, technical features and consumption figures may vary for any new factory orders due to new models being launched. Please speak to your local dealer for more information prior to placing an order.

\*\* Not available on any E-Tech versions

# Standard features\*

## LUTECIA HYBRID LIMITED EDITION



17" Viva Stella Diamond Cut Alloy with Brass Cut Designer Wheels



Exclusive Lutecia upholstery in anthracite grey fabric made from organically sourced Tencel™



### Additional equipment to Techno hybrid

#### Exterior

- Diamond Black metallic paint
- 17" Viva Stella Diamond Cut Alloys with brass detailing
- Exterior Brass pack: brass trim on front air deflectors, with lower door protection and rear bumper skirt, brass star grill
- Exclusive upholstery in anthracite grey fabric made from organically sourced Tencel™
- Brass colour accent on air vent line
- Shark fin antenna
- Extra-tinted rear windows

#### Interior

- Heated, leather steering wheel
- Heated seats
- Electronic parking brake with auto-hold
- Front and rear electric windows
- Automatic climate control
- Driver's seat height adjustment

#### Comfort and Convenience

- 9.3" EASY LINK touchscreen with Navigation and smartphone integration
- MULTISENSE including ambient lighting and selectable drive modes
- Front and rear parking sensors; rear view camera
- Auto-dimming rear-view mirror
- ABS with emergency brake assist
- Lane departure warning, lane keep assist, Traffic sign recognition
- Blind spot warning
- 7" TFT Colour Driver Information Display
- Adaptive cruise control
- Hill start assist

# Standard features\*

## E-TECH ENGINEERED



17" E-Tech engineered Diamond Cut alloy with gold inserts



E-Tech engineered black fabric upholstery with gold elements/stitching

### Exterior

- 17" E-Tech engineered alloy wheels
- Black 'Renault' logo front & rear
- E-Tech engineered electric gold styling on front bumper and side trims, with shiny black inserts
- E-Tech engineered exterior: E-Tech badging, gold sports front bumper, sports lower grill, side and rear E-Tech engineered markings and gold detailing, gun metal grey sport rear bumper and rear spoiler with E-Tech engineered electric gold styling
- Full C-shape LED front and rear signature lighting

### Interior

- E-Tech engineered upholstery with gold stitching
- Gold stitching on the door panel
- Gold detailing on the dash and steering wheel


### Comfort and Convenience

- 9.3" EASY LINK touchscreen with navigation: 4x20W amplifier +FM DAB double tuner, sound auditorium, 2xUSB, 1x Jack / Bluetooth, smartphone integration plus: Apple Carplay / Android Auto
- 10" TFT Colour Driver Information Display



# Upholstery

---



# Wheel Trims\*



16" Philia Diamond Cut Alloy with Black inserts



17" Viva Stella Diamond Cut Alloy with Black inserts



17" R.S. Line Diamond Cut Alloy with Black inserts



17" E-Tech Engineered Diamond Cut Alloy with Gold inserts

	16" Philia Diamond Cut Alloy with Black inserts	17" Viva Stella Diamond Cut Alloy with Black inserts	17" R.S. Line Diamond Cut Alloy with Black inserts	17" E-Tech Engineered Diamond Cut Alloy with Gold inserts
Evolution	●	-	-	-
Techno	-	●	-	-
R.S. Line	-	-	●	-
E-Tech Engineered	-	-	-	●

● = Standard (therefore no cost) - = Not available

\*Vehicle specification, price, technical features and consumption figures may vary for any new factory orders due to new models being launched. Please speak to your local dealer for more information prior to placing an order.



# Accessories

Experience your Clio to the max with our range of accessories.

**1. Underbody Welcome Light\***. Don't get lost again in a poorly lit car park. Clio lights up automatically when you either approach it or simply press a button on your key.

**2. Shark Antenna\***. Add a sporty touch with the Shark Antenna, perfectly integrated in to the shape of your Clio. Compatible with digital audio broadcasts (DAB).

**3. Easy Flex All-in-one Boot Liner**. Essential for protecting the boot of your Clio and transporting larger objects. Folds and unfolds easily, adapting to the rear seat position. When fully extended, it covers the whole load space. Multi-purpose and practical for both everyday use and also leisure activities.

**4. Kenwood Dashcam**. For your safety, the on-board camera automatically starts recording as soon as the vehicle ignition is switched on.


**5. Illuminated Door Sills\*\***. An elegant and modern touch every time you open the doors of your Clio. Finished with the Clio logo, these stainless steel and aluminium finished door sills also protect your vehicle's doors from damage.

\*These accessories require registration of the vehicle before fitment.

\*\*Also available in a non-illuminated version.

Some accessories require the vehicle to be registered before fitment. Your selected dealer will be able to offer further advice on this and provide you with a quote for fitment for vehicles already in dealer stock. Accessories are fitted post production and may have an impact on WLTP fuel (actual) consumption and CO<sub>2</sub> figures.

For more information and additional accessories, consult the Clio accessories brochure. For prices, please refer to Renault Car Price Guide





# Equipment and options

	Evolution	Techno	R.S. Line	Lutecia Hybrid	E-Tech Engineered
<b>EXTERIOR STYLING</b>					
16" Philia Diamond Cut Alloy	●	-	-	-	-
17" Viva Stella Diamond Cut Alloy with Grey/Black insert <sup>o</sup>	-	●	-	-	-
17" Viva Stella Diamond Cut Alloy with Brass Cut Designer Wheels	-	-	-	●	-
17" R.S. Diamond Cut Alloy	-	-	●	-	-
17" E-TECH Engineered Diamond Cut Alloy with Gold Inserts	-	-	-	-	●
Body coloured door handles	●	●	●	●	●
Black coloured door mirrors	●	●	●	●	●
Exterior rear hidden door handles	●	●	●	●	●
Chrome side window surround	-	●	-	-	-
Tinted rear windows	●	-	-	-	-
Extra-tinted rear windows and tailgate	-	●	●	●	●
Gun Metal look insert on lower side doors with Clío embossing	-	-	●	-	●
Chrome look insert on lower side doors with Clío embossing	-	-	-	●	-
Bumpers - body coloured	●	●	●	●	-
Bumpers - gold styling elements	-	-	-	●	●
Brass front grill	-	-	-	●	-
Rear spoiler - body coloured	●	●	●	●	●
Rear spoiler - gold styling elements	-	-	-	-	●
Shark Fin Antenna	-	●	●	●	●
R.S. Line Exterior : R.S. Line badging, sports front bumper, sports lower grill, side R.S. marker chrome, gun metal grey sport rear bumper with chrome oval exhaust pipe	-	-	●	-	-
E-TECH Engineered exterior: E-TECH badging, gold sports front bumper, sports lower grill, side and rear E-TECH engineered markings and gold detailing, gun metal grey sport rear bumper	-	-	-	-	●
Chrome exhaust pipe*	-	●	●	-	●
E-TECH Battery (standard with E-TECH Hybrid versions)	-/●	-/●	-/●	●	●
Wing mirror mechanism: manual folding	●	-	-	-	-
Grey detailing to dash and door panels	-	●	-	-	-
Black side panel personalisation with contouring	-	-	●	-	-
<b>INTERIOR STYLING</b>					
Synthetic leather steering wheel	-	-	-	-	-
Leather steering wheel	-	●	●	●	●
Heated leather steering wheel	-	-	-	●	-
Black cloth upholstery with headrest and sides	●	-	-	-	-
Black 3D fabric and velvet upholstery	-	●	-	-	-
Vision grey interior detail - light grey on doors, lower part of dash and around gear stick	-	●	-	-	-
RS Line black / red striped fabric upholstery	-	-	●	-	-
E-TECH Engineered black fabric upholstery with gold elements/stitching	-	-	-	-	●
Dark Interior roof Lining	-	●	●	●	●
Exclusive Lutecia upholstery in anthracite grey fabric made from organically sourced Tencel™	-	-	-	●	-
RS Line Interior trim including airvent stripe and gearshifter with red stitching, RS branded top grain leather steering wheel, front décor strip in red, dark roof lining & aluminium pedal set	-	-	●	-	-
E-TECH Engineered interior trim including airvent gold stripe, renauld diamond gold surround and gearshifter with gold stitching, E-Tech branded top grain leather steering wheel, dark roof lining and aluminium pedal set	-	-	-	-	●
<b>DRIVING AND CONTROLS</b>					
ABS with EBA (Emergency Brake Assist)	●	●	●	●	●
LDW (Lane departure warning)	●	●	●	●	●
LKA (Lane keep assist)	●	●	●	●	●
Emergency call system	●	●	●	●	●
TSR (Traffic Sign Recognition)	●	●	●	●	●
Cruise control and speed limiter	●	●	●	●	●
Full LED front and rear headlamps intergrating daytime running lights at the front and at the rear	●	●	●	●	●
Full C-shape LED front and rear signature lighting	-	-	●	-	●
LED roof lights + black headlining	-	●	●	●	●
LED Front fog lights	-	●	●	●	●
Rear fog light	●	●	●	●	●
ECO mode driving function	●	●	●	●	●
ESC (Electronic Stability Control)	●	●	●	●	●

	Evolution	Techno	R.S. Line	Lutecia Hybrid	E-Tech Engineered
ETC (Electronic Traction Control)	●	●	●	●	●
Over speed prevention	●	●	●	●	●
Distance warning alert	●	●	●	●	●
Gear change indicator	●	●	●	●	●
HSA (Hill Start Assist)	●	●	●	●	●
Hands free keycard with push button, Start / Stop function	●	●	●	●	●
Trip Computer	●	●	●	●	●
Variable assistance electric power steering	●	●	●	●	●
Auto lighting and rain sensing wipers	●	●	●	●	●
Automatic headlights	-	●	●	●	●
Rear windscreen wiper	●	●	●	●	●
Variable speed on front windscreen wipers	●	●	●	●	●
<b>COMFORT AND CONVENIENCE</b>					
Manual air conditioning	●	-	-	-	-
Automatic climate control	-	●	●	●	●
Driver's seat height adjustment	●	●	●	●	●
Heated seats	-	-	-	●	-
Electronic parking brake with auto hold	-	●	●	●	●
Front electric windows	●	●	●	●	●
Rear electric windows	-	●	●	●	●
3 rear headrests	●	●	●	●	●
Height and reach adjustable steering wheel	●	●	●	●	●
Rear seats - 60:40 split and fixed base	●	●	●	●	●
6.2L front glovebox	●	●	●	●	●
Luggage nets in the boot	●	●	●	●	●
<b>COMMUNICATION AND ON-BOARD TECHNOLOGY</b>					
12V socket	●	●	●	●	●
7" EASY LINK touchscreen with DAB, Bluetooth, Apple CarPlay / Android Auto (without Navigation)	-	-	-	-	-
7" EASY LINK touchscreen with Navigation: 4x20W amplifier +FM DAB double tuner, sound auditorium, 2xUSB, 1x Jack / Bluetooth, smartphone integration plus: Apple Carplay / Android Auto	●	●	-	-	-
9.3" EASY LINK touchscreen with Navigation: 4x20W amplifier +FM DAB double tuner, sound auditorium, 2xUSB, 1x Jack / Bluetooth, smartphone integration plus: Apple Carplay / Android Auto	-	-	●	●	●
MULTI-SENSE including ambient lighting and selectable drive modes	-	●	●	●	●
Front parking sensors	-	●	●	●	●
Rear parking sensors	●	●	●	●	●
Rear view camera	-	●	●	●	●
Auto dimming rear view mirror	-	●	●	●	●
4.2" TFT Colour Instrument Display (without chrome)	●	-	-	-	-
7" TFT Colour Instrument Display	●	●/●	-	●	-
10" TFT driver display	-	-	●	-	●
Wireless Phone Charger	●	●	●	●	●
<b>SAFETY AND SECURITY</b>					
Spare wheel†	○	○	○	○	○
Airbag deactivation - front and side, drivers and passengers	●	●	●	●	●
Deadlocking and locking fuel cap	●	●	●	●	●
Adaptive Cruise Control with Detector	-	-	-	●	-
Blind Spot Warning	-	-	-	●	-
Central door locking	●	●	●	●	●
Driver and passenger front, side, head and curtain airbags	●	●	●	●	●
Driver height adjustable seat belt	●	●	●	●	●
Front and rear seatbelt warning sound	●	●	●	●	●
ISOFIX child seat fixing points on rear outermost seats	●	●	●	●	●
RAID (Renault Anti Intruder Device) automatic door locking	●	●	●	●	●
Rear door and window child locking function (front driver door control panel)	●	●	●	●	●
Remote central locking with Thatcham approved immobiliser	●	●	●	●	●
Tyre inflation kit	●	●	●	●	●
Tyre Pressure Warning Light	●	●	●	●	●
Front driver window with one touch facility and anti-pinch function	●	●	●	●	●

● = Standard; ○ = Optional; - = Not available; ●/● = HEV version. † Comes in full size on all petrol cars and space saver size on all hybrid cars. ♦ The 17" Viva Stella Diamond cut Alloy with Black insets are free of charge on Techno only. \* Not available on E-Tech versions

# Key information^

For prices, please refer to the Renault Car Price Guide available at your local dealer and on [www.renault.co.uk](http://www.renault.co.uk)

VERSIONS	WLTP CO <sub>2</sub> (g/km)*	Combined fuel consumption (mpg)*	HP	Benefit in kind†	Insurance group
Evolution TCe 90 MY22	119	53.20	90	28%	14E
<a href="#">Evolution E-TECH Hybrid 145 Auto MY22</a>	96	65.69	145	24%	18A
Techno TCe 90 MY22	119	53.20	90	28%	14E
<a href="#">Techno E-TECH Hybrid 145 Auto MY22</a>	96	65.54	145	24%	18A
R.S. Line TCe 90 MY22	120	53.20	90	29%	10E
<a href="#">R.S. Line E-TECH Hybrid 145 Auto MY22</a>	97	65.54	145	24%	12A
<a href="#">Lutecia SE E-TECH Hybrid 140 Auto</a>	100	64	140	25%	14A
<a href="#">E-Tech Engineered Hybrid 145 Auto MY22</a>	97	66	145	24%	12A

\*WLTP figures shown are for comparability purposes. Actual real world driving results may vary depending on factors such as weather conditions, driving styles, vehicle load or any accessories fitted after registration. †Renault UK Limited does not offer tax advice and recommends that all Company Car Drivers consult their own accountant with regards to their particular tax position. Benefit in kind figures from 1st April 2021. Model availability correct at time of publishing. For further information regarding vehicle availability please consult with dealer.

OPTIONS	Evolution	Techno	R.S. Line
Non Metallic Paint: Glacier White	●	●	●
Metallic Paint: Diamond Black, Mercury, Titanium Grey	○	○	○
Renault i.d Metallic Paint: Iron Blue, Orange Valencia, Blue Celadon, Flame Red, Quartz white	○	○	○
Spare Wheel†	○	○	○

● = Standard; ○ = Optional; - = Not available. † Comes in full size on all petrol cars and space saver size on all hybrid cars

^Vehicle specification, price, technical features and consumption figures may vary for any new factory orders due to new models being launched. Please speak to your local dealer for more information prior to placing an order.

## EASYLIFE SERVICE PLAN

### EasyLife Service Plan

3 Years / 30,000 miles

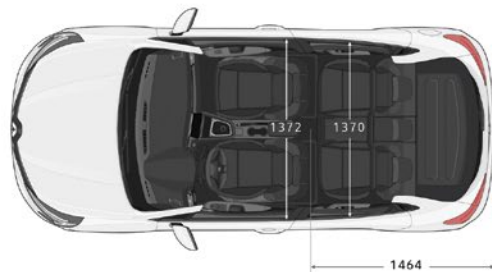
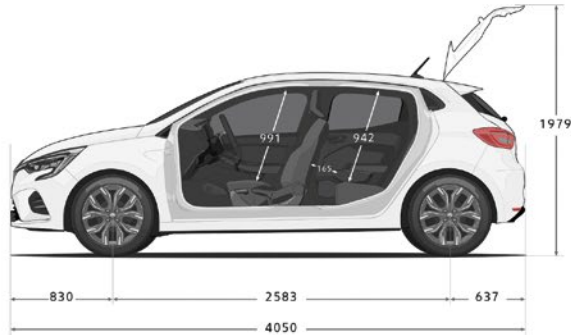
4 Years / 40,000 miles

One off\* and monthly\*\* payment options available

\*The EasyLife Service Plan offer is available for all retail vehicles and valid at participating dealers only or Renault.co.uk and can be purchased up to 12 months after registration or before the first service (whichever is sooner). Vehicles must be ordered between 01 July 2022 to 30 September 2022 and registered to 31 December 2022. \*\*The EasyLife Service Plan is available for eligible retail vehicles on a 36 or 48 monthly payment option and are only available at point of signing a finance agreement provided by Renault Finance. Rivers Office Park, Denham Way, Rickmansworth, WD3 9YS. Guarantees and indemnities may be required. You must be a UK resident (excluding the Channel Islands) and over the 18 to apply for finance. Terms & Conditions apply.

The Renault Service plan covers the manufacturer's minimum maintenance programme requirements for the term of the Service Plan purchased (refer to the Warranty and Service sheet in the Handover Document wallet for details). The plan ends when you reach the age or mileage limit (whichever comes first). Services must be carried out in line with the manufacturer's minimum maintenance programme requirements and servicing intervals within +/-1 month or 1,000 miles of the service interval and can only be carried out at a Renault Approved outlet. Service plans do not cover wear and tear items such as (but not limited to) tyres, wiper blades or brakes. For Service plan full Terms & Conditions visit [www.renault.co.uk/owners](http://www.renault.co.uk/owners). Cannot be part exchanged, refunded or transferred. All prices quoted are MRRP.

# Dimension diagrams



### DIMENSIONED DRAWING (mm)

<b>A</b>	Wheelbase	2,583
<b>B</b>	Overall length	4,050
<b>C</b>	Front overhang	830
<b>D</b>	Rear overhang	637
<b>E</b>	Front track	1,556
<b>F</b>	Rear track	1,542
<b>G</b>	Overall width with/without door mirrors	1,836 / 2,058
<b>H</b>	Unladen height/with longitudinal roof bars	1,607/1,613
<b>H1</b>	Height with tailgate open (unladen)	1,979
<b>J</b>	Unladen boot sill height	761
<b>K</b>	Ground clearance	200
<b>L</b>	Knee room in 2 <sup>nd</sup> row	220
<b>M</b>	Front elbow width	1,480
<b>M1</b>	Rear elbow width	1,455
<b>P</b>	Headroom at 14° in 1 <sup>st</sup> row (front seats)	905
<b>P1</b>	Headroom at 14° in 2 <sup>nd</sup> row (rear seats)	910
<b>Y</b>	Interior width between wheel arches	1,099
<b>Z</b>	Max. loading length bench seat folded up/down	864/1,620
<b>R/R1</b>	Angles of front/rear bumpers in degrees	18/28

### BOOT VOLUME (Litres)

Boot volume (petrol/hybrid)	391/301
Boot volume with rear bench seat folded (petrol)	1,069

# Technical Specification†

ENGINE	TcE 90	E-Tech Hybrid 145
Emission standard	EU6D-FULL	EU6D-FULL
Protocole	WLTP	WLTP
Engine Code	H4Dt xxx /	H4M C6 / MU
Induction Capacity (cc)	999	1598
Bore x Stroke	72.2x81.3	78 x 83,6
No of Cylinders/Valves	3/12	4X16
Maximum Power - kw ISO (hp DIN) at rpm	67 Kw / 5000 rpm	67(91) at 5600rpm <sup>Δ</sup>
Maximum torque - Nm ISO (mkg DIN) at rpm	160 Nm / 3750 rpm	Petrol engine: 144 at 3200 rpm Electric motor: 205
Injection Type	Turbo with Waste Gate Electric	Multipoint indirect
Fuel Type	Unleaded petrol	Petrol Hybrid (HEV)
Catalytic Converter	Yes	Yes
Stop and Start	Yes	Yes
Battery type (HEV only)		Lithium-ion (68 cells)
Battery voltage (HEV only)	N/A	230V
Capacity (kWh) (HEV only)		1.2 kWh
<b>GEARBOX</b>		
Number of Forward Gears	6	6
Manual / Automatic	Manual	Automatic
<b>STEERING</b>		
Power Assisted	Electric power steering	Electric power steering
Turning Circle between kerbs/walls m	10,42	10,42
Number of steering wheel turns with standard tyres	2,7	2,7
<b>WHEELS / TYRES</b>		
Tyres (16" wheels)	195 / 55 R 16 (87) H	195 / 55 R 16 (87) H
Tyres (17" wheels)	205 / 45 R 17 (88) H	205 / 45 R 17 (88) H
<b>BRAKING SYSTEM</b>		
Anti-locking Braking Systems (ABS)	Standard	Standard
Electronic Brake Distribution (EBD)	Standard	Standard
Front: Ventilated Discs (mm) / width (mm)	280x24(15")/ 258x22(16"/17")	280 /24 (17")
Rear: Drum (T) / Discs (DP) Ø (mm) - width (mm)	Brake drum/ 260 - 8	Brake drum/ 260 - 8
<b>PERFORMANCE</b>		
Maximum Speed mph (kph)	112 mph (180 kph)	112 (180)
0- 62 mph in seconds (0-100 km/h)	12.20	9.9
400 m D.A. (s)	18.60	17.5
1000 m D.A. (s)	33.80	31.0
<b>FUEL CONSUMPTION AND EMISSIONS*</b>		
CO <sub>2</sub> WLTP (g/km)	118 - 121	99-100
Combined (mpg)	53.3 - 54.4	62.8 - 64.2
Combined (L/100 km)	5.2 - 5.3	4.4 - 4.5
<b>FUEL TANK CAPACITY</b>		
Fuel Tank Capacity - Gallons (l)	11 (42)	10 (39)
<b>WEIGHT</b>		
Kerb Weight (Excluding Driver) (kg)	1174	1323
Payload (kg)	435/527	435-520
Gross Vehicle Weight (kg)	1609	1758
Gross Train Weight (kg)	2509	2658
Maximum Towing Weight Braked - Driver Only (kg)	900	900
Maximum Towing Weight Unbraked - Driver Only (kg)	575	655
<b>SERVICING INTERVALS</b>		
Service intervals		

\* Subject to final homologation <sup>Δ</sup>Total powertrain output which includes the petrol engine and the two electric motors combined

<sup>Δ</sup>WLTP figures shown are for comparability purposes; only compare figures with vehicles tested to the same technical procedures. Actual real world driving results may vary depending on factors such as weather conditions, driving styles, vehicle load or any accessories fitted after registration. Please visit [reault.co.uk/configure](http://reault.co.uk/configure) for WLTP figures for any selected options. † Vehicle specification, price, technical features and consumption figures may vary for any new factory orders due to new models being launched. Please speak to your local dealer for more information prior to placing an order.